

## Winchmaster Specification

MACHINE TYPE		JUNIOR		SENIOR	
Capacity	Operation	Reference	Weight	Reference	Weight
150 KG	Manual Winch	WM-JR-150-PW	33 KG	WM-SR-150-ST	83 KG
Load Centre	-		270		305
Raised Height	B		930		1500
Closed Fork Height	D		55		90
O/A W x L	E x A		680 x 850		610 x 975
O/A Stacker Height	G		1300		1925
Fork Length	C		530		510
Width across Forks	F		340		n/a
Adjustable Forks	-		n/a		100 – 600
Fork W x D	H x J		30 x 50		50 x 20
Overall folded	K		390		n/a
Free Lift	-		880		1430
Wheel Type	-		Pneumatic		Poly castors
Wheels	-		255		120
Width Between Legs	-		435		305
Leg W x D	-		45 x 60		80 x 85

MACHINE TYPE		APPLIANCE LIFTER	
Operation	Reference	Weight	
Manual winch	WM-AP-150-ST	99.5 KG	
Capacity Top Platform	-	80	
Capacity Lower Platform	-	100	
Height of Lift Top Platform	BT	2550	
Height of Lift Lower Platform	BL	1500	
W x L Top Platform	C x E	565 x 830	
W x L Lower Platform	F x E	610 x 610	
Load Centre	-	305	
O/A Height when lowered	G	1925	
O/A W x L	E x A	610 x 975	
Lowest Platform Height	D	90	
Free Lift	-	1430	
Wheel Type	-	Poly castors	
Width Between Legs	-	305	
Leg W x D	-	80 x 85	

### OPTIONAL EXTRAS (n/a to App. Lifter)

**Fig 1. Crane Jib**  
(Senior only) 500

**Fig 2. Steel Platform**  
Junior BxA = 390x540  
Senior BxA = 574x555

**Solid Rubber Wheels**  
(To replace pneumatic wheels on Junior)

All dimensions are in mm unless otherwise shown

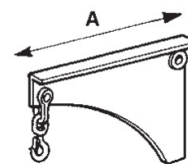


Fig 1.

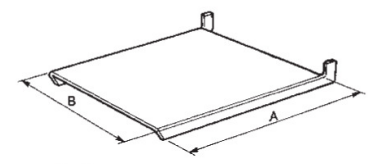
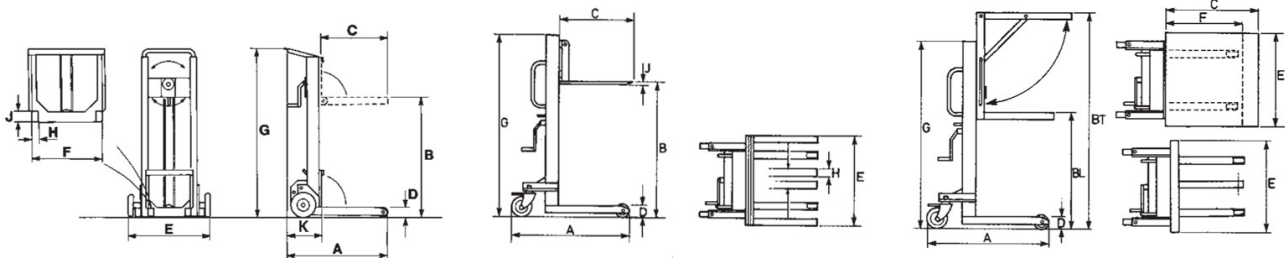


Fig 2.



This document was downloaded from – [www.manualhandlingsolutions.com](http://www.manualhandlingsolutions.com)