



The Evacuation People

The comprehensive range of evacuation equipment to help you meet your obligations

- Stairway Audit - *Free*
- Plan & Report of recommendations - *Free*
- On-site Demo of all Equipment - *Free*

Full training & UK wide support structure to help you be certain.



Manual Handling Solutions

58, Paige Close, The Meadows, Watlington
King's Lynn, Norfolk, PE33 0TQ

Tel: 01553 811977 Fax: 01553 811004 Mobile: 07768 506297

E-mail: sales@manualhandlingsolutions.co.uk
www.manualhandlingsolutions.com

www.stairclimbers.net www.mobility-mhs.co.uk
www.powered-wheelchairs.co.uk www.access-ramps.net
www.evacuationchairs.co.uk www.mhs-com.co.uk
www.scissor-lift-tables.co.uk www.lifftables.co.uk

www.manualhandlingsolutions.com
www.evacuationchairs.co.uk

To be sure...

Evacuation Solutions



AAT - MAJOR

A mobile platform stair lift for all types of wheelchair including powerchairs. The unique stairmate-major effortlessly carries all types of wheel chair INCLUDING POWER CHAIRS & SCOOTERS, up or down staircases and steps in evacuation or access situations.



AAT - WHEELCHAIR MATE

• Economical when compared to stairway lifts and elevators • Can be used on various stairways within a building • Can be used when electrical power fails or is not available • Easily stores in a secure area when not in use • Requires minimal maintenance



AAT - TRACKED - MATE

A top of the range manual "Downstairs" evacuation chair, providing a comfortable safe transfer for both the occupant and controller. Suitable for use by only one controller the Carry Down is operated on a belt system which only allows movement once the brake lever is actioned.



AAT - C-MAX U1

Lightweight and compact: c-max is disassembled in a few quick and easy steps. Because the disassembled parts weigh little (maximum 17.2kg), they can be stored easily in any boot, c-max is your ideal partner which provides you with more mobility and quality of life on a daily basis. Can cover both basic and flaired stairways.



AAT - SMAX WITH UNIVERSAL RACK

With the universal rack SDM6 the s-max is compatible to virtually all commercial wheelchairs. This makes the s-max an ideal stair climbing aid for public institutions such as government offices, museums, or theaters etc. as well as for services transportation.



AAT - EVACUATION CHAIR

• Easy instant deployment • Integral transit wheels (no kick stand to deploy) • Advanced belt guide system ensures smooth travel • Supportive seat for comfort and easy transfer • Safety brakes on rear wheels • Sturdy high capacity frames for sustained use.



AAT - S-MAX U3

The chair U3 is particularly suitable for narrow staircases and winding stairs upto 160kg. Aircraft version in service at most all major UK airports.



AAT POWERED FOLDING EVACUATION CHAIR

Due to its compact dimensions, it is easy to manoeuvre even on very narrow or winding staircases and is safe on all types of floor coverings including wood, stone, metal and carpet. Will carry 160kg (25g) Extensively used in the Ambulance Service.

Checklist


- ✓ FREE audit of stairways in your premises
- ✓ Report and recommendation
- ✓ FREE onsite demo of all relevant equipment
- ✓ Spiral & flaired stairways
- ✓ Narrow stairways
- ✓ Basement evacuation
- ✓ Transportability
- ✓ DDA Compliant
- ✓ Reasonable training costs, fully certificated including train the trainer
- ✓ Full UK wide support structure



AAT - ELITE EVACUATION CHAIR

- Comfort padded seat module
- Enhanced headrest with head band
- Extended foot rest with leg straps
- Comfort hand grips
- Upholstered arm rests

The ultimate solution for narrow, spiral stairs, small landings and narrow aisles. Used extensively at airports to assist passengers with reduced mobility. This device has been designed to assist with passengers upto 160kg (25 stone) in the most demanding and challenging of stairway environments.



Technical data	s-max
Max. lifting capacity	120kg / 160kg
Batteries	2 x 12V 3.3Ah
DC-motor	24V
Climbing speed	8-23 steps/minute (continually adjustable)
Capacity with one battery pack	up to 300 steps (depending on the person's weight)
Height of step	maximum 22cm
Weight of the climbing unit	14.5kg (without batteries)
Weight of the batteries	3.5kg
Weight of the handle	4kg
Total weight	22kg
Height	1200mm (total)
Handle, extractable up to	1650mm
Width of handle	520mm
Width of climbing unit	330mm
Depth of climbing unit	330mm

In the name of progress we reserve the right for technical changes.


www.manualhandlingsolutions.com

Features

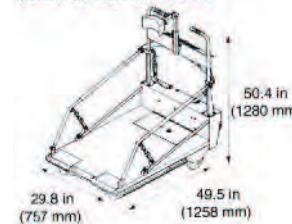
- Large platform will accommodate virtually any wheelchair, including electric and sports chairs.
- Integrated non-slip loading ramp
- Powerful dual motors carry up to 440lbs (200kgs)
- Rechargeable battery and charger
- Operates on indoor and outdoor stairways
- Wide, double tracks securely grip stairs
- Large wheels allow easy travel across landings between stair flights
- Integrated tie-down straps and seatbelt hold wheelchair securely on platform
- Adjustable headrest
- Simple, easy to use controls
- Robust commercial design



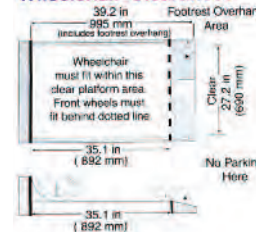
Stair Turnback Dimensions



Machine Dimensions



Wheelchair Clearances



Benefits

- Instant accessibility solution
- Economical compared to elevators and custom designed wheelchair lifts
- Requires no building renovations, no installation permits or licenses
- No permanent impact on stairway egress width
- A single unit provides access into many buildings
- Easily stored in a secure area when not in use
- Requires minimal maintenance compared to an elevator or wheelchair lift
- Great backup system for evacuation if power fails.

Specifications

Max Capacity	440lbs / 200kgs
Max Stair Angle	35°
Power	Sealed Batteries 24 v
Charging	Automatic 115/230 vac
Brake	Fail-safe Electromagnetic
Weight	253lbs (115kgs)
Speed Up	21.4 ft (6.5m) / min
Speed Down	34.7 ft (10.6m) / min

www.evacuationchairs.co.uk

“The most versatile manual evacuation chair in its class”

The versa evacuation chair combines great features from the proven and popular EV136 with even more user benefits, and provides for upstairs as well as downstairs evacuation.

Your Benefits

- Easy instant deployment
- Integral transit wheels (no kick stand to deploy)
- Advances belt guide system ensures smooth travel
- Supportive seat for comfort and easy transfer
- Safety brakes on rear wheels
- Sturdy high capacity frame for sustained use

Your Package includes...

- Operation handbook
- Fitted Cover
- Wall mounting kit

Key Product Information:

Capacity: 150kg (24st)
 Stair angle: 28-42°
 Landing size: from 90 x 90cm (35 x 35in)
 Dimensions stored (hwxwd): from 90 x 90cm (35 x 35in)
 Weight: 12kg



www.manualhandlingsolutions.com

The stunning versa-elite evacuation chair embraces all that versa offers with even further consideration for the passenger and operator. An advanced product boasting additional comfort features.

Your Benefits

All the benefits of the versa, plus:

- Comfort padded seat module
- Enhanced headrest with head band
- Extended foot rest with leg straps
- Comfort hand grips
- Upholstered arm rests

Key Product Information:

Capacity: 150kg (24st)
 Stair angle: 28-42°
 Landing size: from 90 x 90cm (35 x 35in)
 Dimensions stored (hwxwd): from 107 x 54 x 21cm (42 x 21 x 8in)
 Weight: 14kg

“A deliberate upgrade of the well equipped versa”

Your Package includes...

- Operation handbook
- Fitted Cover
- Wall mounting kit



www.evacuationchairs.co.uk

Versa

Versa-elite

AAT Wheelchair Mate is an easy to use, portable wheelchair lift designed to attach under most manual wheelchairs.

AAT Wheelchair Mate's powerful motor allows a small attendant to safely transport a larger person up and down stairways. Stair-mate is suitable for indoor and outdoor use in public buildings and private homes. An affordable and reliable portable access solution.

Features

- Attaches to most standard wheelchairs with push handles (adult/child)
- Powered to carry 130kg (285lbs) up approximately 30 floors
- Use on virtually any indoor or outdoor stairway
- Stable and self supporting
- Durable tracks grip stairs securely
- Detachable support handle for compact storage and easy transport
- Quick-release safety belt
- Key switch restricts use to authorised persons
- rechargeable batteries and charger

Benefit

- Economical when compared to stairway lifts and elevators
- Can be used on various stairways within a building
- Can be used when electrical power fails or is not available
- Easily stores in a secure area when not in use
- Requires minimal maintenance



Capacity	110kg
Measurements	1295 x 411 x 986mm
Measurements Collapsed	1095 x 411 x 503mm
Weight	47kg
Speed	upstairs 6.0m/min downstairs 9.6m/min
Stair angle max	35°
Magnetic brake	'ON'
Battery	2x12v/24 amp
Battery capacity	180m upstairs
Accessories	
Battery charger	12v/10 - 30Ah

www.manualhandlingsolutions.com

AAT - C-max U2 Basic - the Universal Powered Stairclimber

C-max U2 Basic, the stairclimber wheelchair, has been designed to safely and effectively transfer people up and down stairs.

On level ground and on stairs, the C-max U2 Basic proves its versatility. Due to its compact dimensions, it is easy to manoeuvre even on very narrow or winding staircases and is safe on all types of floor coverings including wood, stone, metal and carpet.

The operator uses little physical effort to handle the C-max U2 Basic; together with adjustable hand grips this ensures an ergonomic operating position.

With the unique braking system engaging automatically on the edge of each step, variable speed control and the single step mode operation, the C-max U2 Basic creates a safe and controlled ascent or descent.

With one full charge of the maintenance free battery the C-max U2 Basic climbs up to 500 steps, depending on the passenger's weight.

Extensively in use in the Ambulance Service.



“Safe and comfortable, upstairs or downstairs”



Technical Data:	Type C121/U2
Special features:	Foldable
Max lift capacity:	160kg
Climbing speed:	8-23 steps/minute
Capacity with one Charge of battery:	300-500 steps depending on weight
Max. step height:	210mm
Height:	1420mm
Depth:	850mm fully open 730mm footrest folded
Width:	685mm total 450mm without armrest
Total Weight:	35 kg
Battery:	2 x 12V/5Ah Sealed Lead Acid
Battery weight:	4.4kg
Direct Current Motor:	24V
Accessories include:	Lap Belt

www.evacuationchairs.co.uk

FIRE SAFETY RISK ASSESSMENT



1 Fire hazards

Fire starts when heat (source of ignition) comes into contact with fuel (anything that burns), and oxygen (air).

You need to keep sources of ignition and fuel apart.

How could a fire start?

Think about heaters, lighting, naked flames, electrical equipment, hot processes such as welding or grinding, cigarettes, matches and anything else that gets very hot or causes sparks.

What could burn?

Packaging, rubbish and furniture could all burn, just like the more obvious fuels such as petrol, paint, varnish, and white spirit. Also think about wood, paper, plastic, rubber and foam. Do the walls or ceilings have hardboard, chipboard, or polystyrene? Check outside, too.

- ▶ Follow the 5 key steps
- ▶ Fill in the checklist
- ▶ Assess your fire risk and plan fire safely

Have you found anything that could start a fire?
Make a note of it.

Have you found anything that could burn?
Make a note of it.

2 People at risk

People at risk

Everyone is at risk if there is a fire. Think whether the risk is greater for some because of when or where they work, such as night staff, or because they're not familiar with the premises, such as visitors or customers.

Children, the elderly or disabled people are especially vulnerable.

Have you identified?

- Who could be at risk?
- Who could be especially at risk?

Make a note of what you have found.

3 Evaluate, and act

Evaluate

First, think about what you have found in steps 1 and 2: what are the risks of a fire starting, and what are the risks to people in the building and nearby?

Remove and reduce risk

How can you avoid accidental fires?

Could a source of heat or sparks fall, be knocked or pushed into something that would burn? Could that happen the other way round?

Protect

Take action to protect your premises and people from fire.

- Have you assessed the risks of fire in your workplace?
- Have you assessed the risk to staff and visitors?
- Have you kept any source of fuel and heat/sparks apart?
If someone wanted to start a fire deliberately, is there anything around they could use?
- Have you removed or secured any fuel an arsonist could use?
- Have you protected you premises from accidental fire or arson?

How can you make sure everyone is safe in case of fire?

- Will you know there is a fire?
- Do you have a plan to warn others?
- Who will make sure everyone gets out?
- Who will call the fire service?
- Could you put out a small fire quickly and stop it spreading?

How will everyone escape?

- Have you planned escape routes?
- Have you made sure people will be able to safely find their way out, even at night if necessary?
- Does all your safety equipment work?
- Will people know what to do and how to use the equipment?

Make a note of what you have found

Record, plan and train

Record

Keep a record of any fire hazards and what you have done to reduce or remove them. If your premises are small, a record is a good idea.

If you have five or more staff or have a licence then you must keep a record of what you have found and what you have done.

Plan

You must have a clear plan of how to prevent fire and how you will keep people safe in case of fire. If you share a building with others you need to coordinate your plan with them.

Train

You need to make sure your staff know what to do in case of fire, and if necessary, are trained for their roles.

Have you made a record of what you have found, and action you have taken?

- Have you planned what everyone will do if there is a fire?
- Have you discussed the plan with all staff?

Have you?

- Informed and trained people (practised a fire drill and recorded how it went)?
- Nominated staff to put in place your fire prevention measures, and trained them?
- Made sure everyone can fulfil their role?
- Informed temporary staff?
- Consulted others who share a building with you, and included them in your plan?

Review

Keep your risk assessment under regular review. Over time, the risks may change.

If you identify significant changes in risk or make any significant changes to your plan, you must tell others who share the premises and where appropriate re-train staff.

Have you?

- Informed and trained people (practised a fire drill and recorded how it went)?
- Nominated staff to put in place your fire prevention measures, and trained them?
- Made sure everyone can fulfil their role?
- Informed temporary staff?

Completed the checklist? Do you need more information?

The checklist above can help you with the Fire Risk Assessment **but** you may need additional information especially if you have large or complex premises.

There are a series of guides for different business sectors. These guides will give you more information about how to carry out a Fire Risk Assessment, with specific advice for your type of premises. These guides are free to download at www.communities.gov.uk/fire

4

5